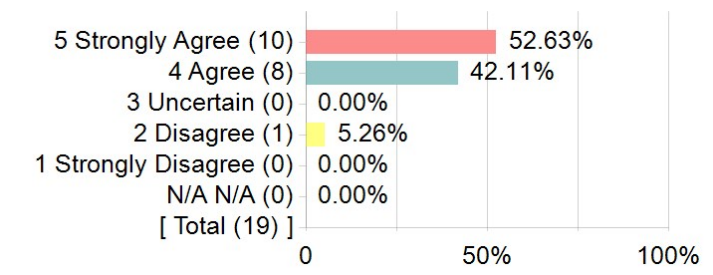
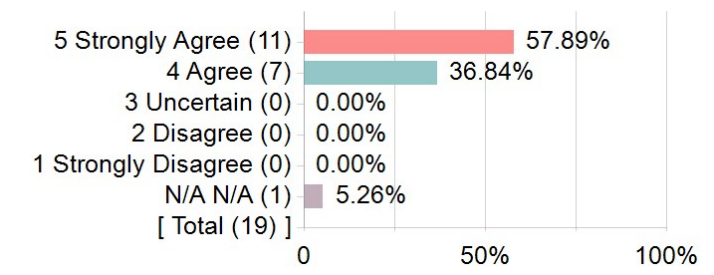
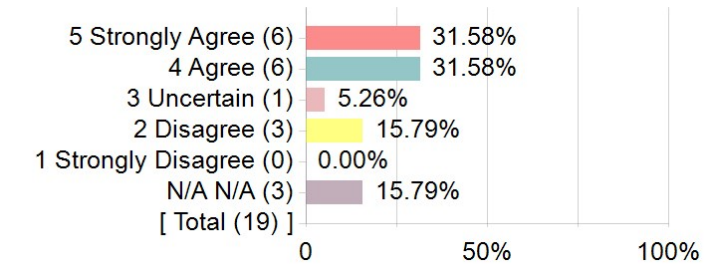
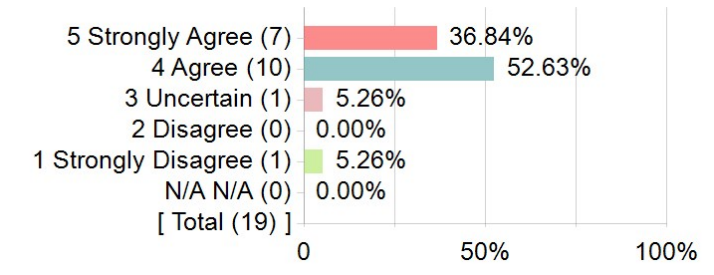


Spring 2021 - Course Evaluation Report for ECON115008_2021S_Discussion Group--Statistics - Kritika Goel

Response Table

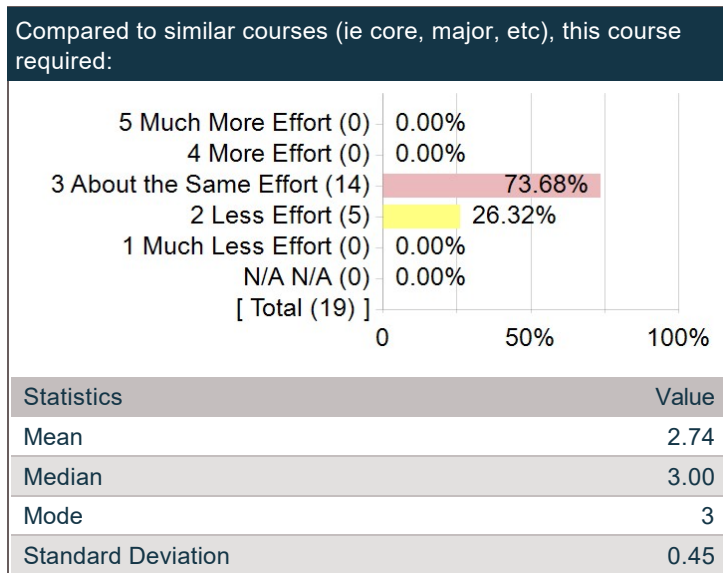
Raters	Students
Responded	20
Invited	31
Response Ratio	64.52%

Course Related Questions for ECON115008_2021S_Discussion Group--Statistics- Distribution of Responses

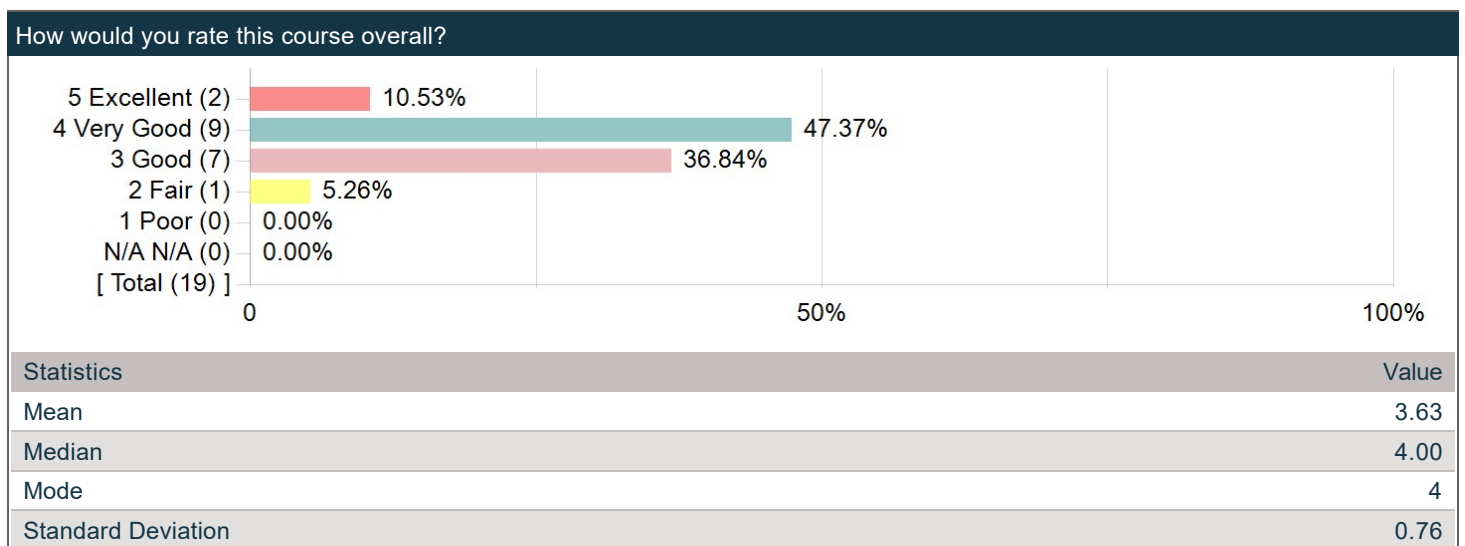
1. The course was well organized.	2. The course generally followed the syllabus.																				
 <p>5 Strongly Agree (10) 52.63%</p> <p>4 Agree (8) 42.11%</p> <p>3 Uncertain (0) 0.00%</p> <p>2 Disagree (1) 5.26%</p> <p>1 Strongly Disagree (0) 0.00%</p> <p>N/A N/A (0) 0.00%</p> <p>[Total (19)]</p>	 <p>5 Strongly Agree (11) 57.89%</p> <p>4 Agree (7) 36.84%</p> <p>3 Uncertain (0) 0.00%</p> <p>2 Disagree (0) 0.00%</p> <p>1 Strongly Disagree (0) 0.00%</p> <p>N/A N/A (1) 5.26%</p> <p>[Total (19)]</p>																				
<table border="1"> <thead> <tr> <th>Statistics</th> <th>Value</th> </tr> </thead> <tbody> <tr> <td>Mean</td> <td>4.42</td> </tr> <tr> <td>Median</td> <td>5.00</td> </tr> <tr> <td>Mode</td> <td>5</td> </tr> <tr> <td>Standard Deviation</td> <td>0.77</td> </tr> </tbody> </table>	Statistics	Value	Mean	4.42	Median	5.00	Mode	5	Standard Deviation	0.77	<table border="1"> <thead> <tr> <th>Statistics</th> <th>Value</th> </tr> </thead> <tbody> <tr> <td>Mean</td> <td>4.61</td> </tr> <tr> <td>Median</td> <td>5.00</td> </tr> <tr> <td>Mode</td> <td>5</td> </tr> <tr> <td>Standard Deviation</td> <td>0.50</td> </tr> </tbody> </table>	Statistics	Value	Mean	4.61	Median	5.00	Mode	5	Standard Deviation	0.50
Statistics	Value																				
Mean	4.42																				
Median	5.00																				
Mode	5																				
Standard Deviation	0.77																				
Statistics	Value																				
Mean	4.61																				
Median	5.00																				
Mode	5																				
Standard Deviation	0.50																				
3. Class attendance was necessary for learning course material.	4. The course was intellectually challenging.																				
 <p>5 Strongly Agree (6) 31.58%</p> <p>4 Agree (6) 31.58%</p> <p>3 Uncertain (1) 5.26%</p> <p>2 Disagree (3) 15.79%</p> <p>1 Strongly Disagree (0) 0.00%</p> <p>N/A N/A (3) 15.79%</p> <p>[Total (19)]</p>	 <p>5 Strongly Agree (7) 36.84%</p> <p>4 Agree (10) 52.63%</p> <p>3 Uncertain (1) 5.26%</p> <p>2 Disagree (0) 0.00%</p> <p>1 Strongly Disagree (1) 5.26%</p> <p>N/A N/A (0) 0.00%</p> <p>[Total (19)]</p>																				
<table border="1"> <thead> <tr> <th>Statistics</th> <th>Value</th> </tr> </thead> <tbody> <tr> <td>Mean</td> <td>3.94</td> </tr> <tr> <td>Median</td> <td>4.00</td> </tr> <tr> <td>Mode</td> <td>5, 4</td> </tr> <tr> <td>Standard Deviation</td> <td>1.12</td> </tr> </tbody> </table>	Statistics	Value	Mean	3.94	Median	4.00	Mode	5, 4	Standard Deviation	1.12	<table border="1"> <thead> <tr> <th>Statistics</th> <th>Value</th> </tr> </thead> <tbody> <tr> <td>Mean</td> <td>4.16</td> </tr> <tr> <td>Median</td> <td>4.00</td> </tr> <tr> <td>Mode</td> <td>4</td> </tr> <tr> <td>Standard Deviation</td> <td>0.96</td> </tr> </tbody> </table>	Statistics	Value	Mean	4.16	Median	4.00	Mode	4	Standard Deviation	0.96
Statistics	Value																				
Mean	3.94																				
Median	4.00																				
Mode	5, 4																				
Standard Deviation	1.12																				
Statistics	Value																				
Mean	4.16																				
Median	4.00																				
Mode	4																				
Standard Deviation	0.96																				

Course Related Questions for ECON115008_2021S_Discussion Group--Statistics- Distribution of Responses (continued)

Compared to similar courses (ie core, major, etc), this course required:



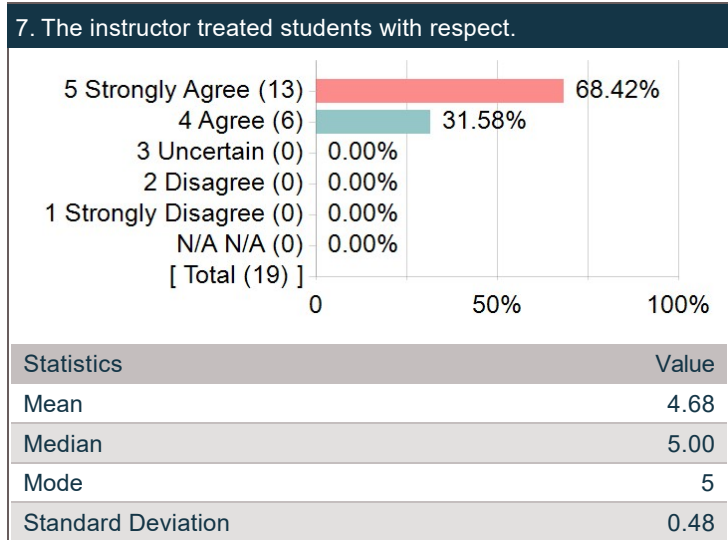
How would you rate this course overall?



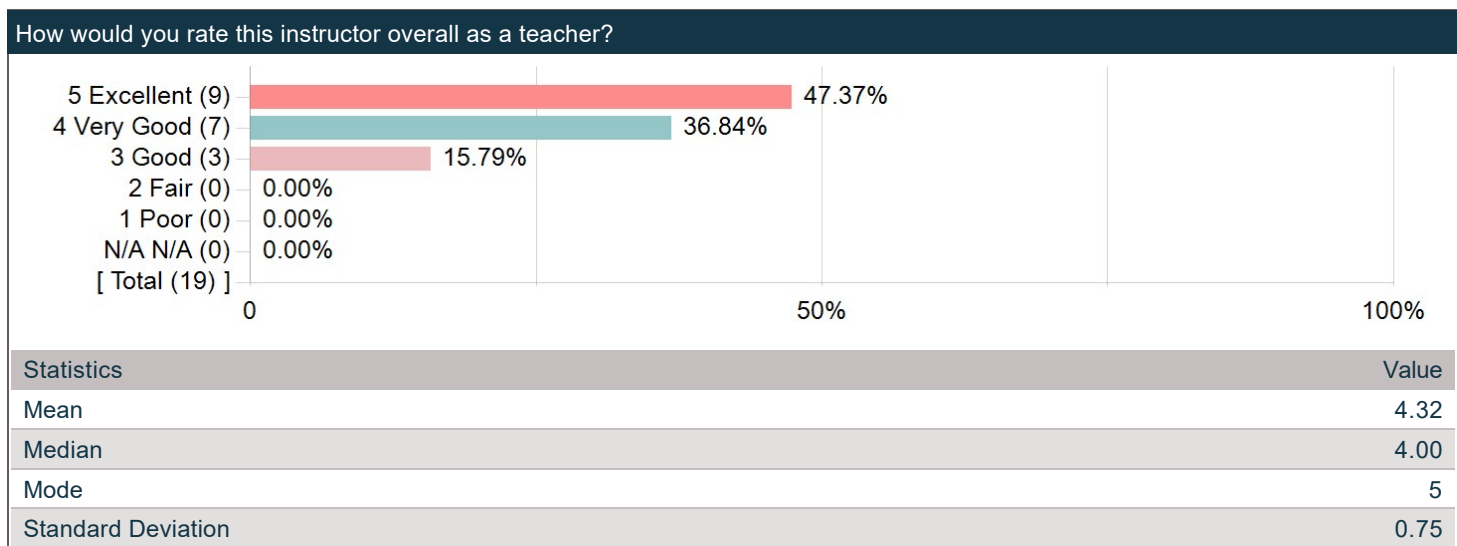
Instructor Questions for (Kritika Goel)- Distribution of Responses

1. The instructor was prepared.		2. The instructor was available for help outside of class.																					
<table border="1"> <thead> <tr> <th>Statistics</th> <th>Value</th> </tr> </thead> <tbody> <tr> <td>Mean</td> <td>4.68</td> </tr> <tr> <td>Median</td> <td>5.00</td> </tr> <tr> <td>Mode</td> <td>5</td> </tr> <tr> <td>Standard Deviation</td> <td>0.48</td> </tr> </tbody> </table>		Statistics	Value	Mean	4.68	Median	5.00	Mode	5	Standard Deviation	0.48	<table border="1"> <thead> <tr> <th>Statistics</th> <th>Value</th> </tr> </thead> <tbody> <tr> <td>Mean</td> <td>4.63</td> </tr> <tr> <td>Median</td> <td>5.00</td> </tr> <tr> <td>Mode</td> <td>5</td> </tr> <tr> <td>Standard Deviation</td> <td>0.50</td> </tr> </tbody> </table>		Statistics	Value	Mean	4.63	Median	5.00	Mode	5	Standard Deviation	0.50
Statistics	Value																						
Mean	4.68																						
Median	5.00																						
Mode	5																						
Standard Deviation	0.48																						
Statistics	Value																						
Mean	4.63																						
Median	5.00																						
Mode	5																						
Standard Deviation	0.50																						
3. The instructor returned assignments/tests conscientiously.		4. The instructor showed enthusiasm about the subject matter.																					
<table border="1"> <thead> <tr> <th>Statistics</th> <th>Value</th> </tr> </thead> <tbody> <tr> <td>Mean</td> <td>4.63</td> </tr> <tr> <td>Median</td> <td>5.00</td> </tr> <tr> <td>Mode</td> <td>5</td> </tr> <tr> <td>Standard Deviation</td> <td>0.60</td> </tr> </tbody> </table>		Statistics	Value	Mean	4.63	Median	5.00	Mode	5	Standard Deviation	0.60	<table border="1"> <thead> <tr> <th>Statistics</th> <th>Value</th> </tr> </thead> <tbody> <tr> <td>Mean</td> <td>4.58</td> </tr> <tr> <td>Median</td> <td>5.00</td> </tr> <tr> <td>Mode</td> <td>5</td> </tr> <tr> <td>Standard Deviation</td> <td>0.51</td> </tr> </tbody> </table>		Statistics	Value	Mean	4.58	Median	5.00	Mode	5	Standard Deviation	0.51
Statistics	Value																						
Mean	4.63																						
Median	5.00																						
Mode	5																						
Standard Deviation	0.60																						
Statistics	Value																						
Mean	4.58																						
Median	5.00																						
Mode	5																						
Standard Deviation	0.51																						
5. The instructor stimulated interest in the subject matter.		6. The instructor's explanations were clear.																					
<table border="1"> <thead> <tr> <th>Statistics</th> <th>Value</th> </tr> </thead> <tbody> <tr> <td>Mean</td> <td>4.47</td> </tr> <tr> <td>Median</td> <td>5.00</td> </tr> <tr> <td>Mode</td> <td>5</td> </tr> <tr> <td>Standard Deviation</td> <td>0.61</td> </tr> </tbody> </table>		Statistics	Value	Mean	4.47	Median	5.00	Mode	5	Standard Deviation	0.61	<table border="1"> <thead> <tr> <th>Statistics</th> <th>Value</th> </tr> </thead> <tbody> <tr> <td>Mean</td> <td>4.58</td> </tr> <tr> <td>Median</td> <td>5.00</td> </tr> <tr> <td>Mode</td> <td>5</td> </tr> <tr> <td>Standard Deviation</td> <td>0.61</td> </tr> </tbody> </table>		Statistics	Value	Mean	4.58	Median	5.00	Mode	5	Standard Deviation	0.61
Statistics	Value																						
Mean	4.47																						
Median	5.00																						
Mode	5																						
Standard Deviation	0.61																						
Statistics	Value																						
Mean	4.58																						
Median	5.00																						
Mode	5																						
Standard Deviation	0.61																						

Instructor Questions for (Kritika Goel)- Distribution of Responses (continued)

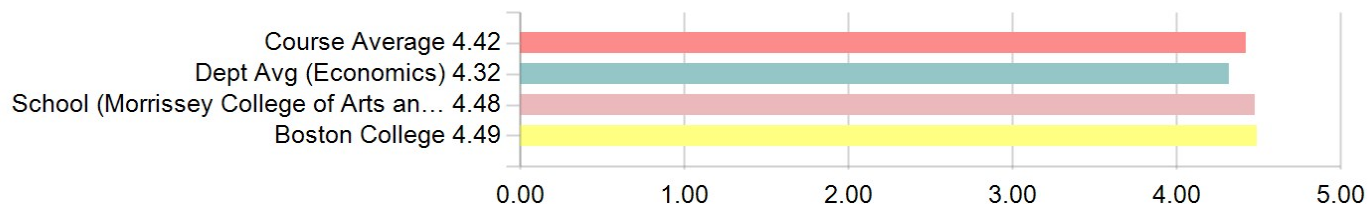


How would you rate this instructor overall as a teacher?

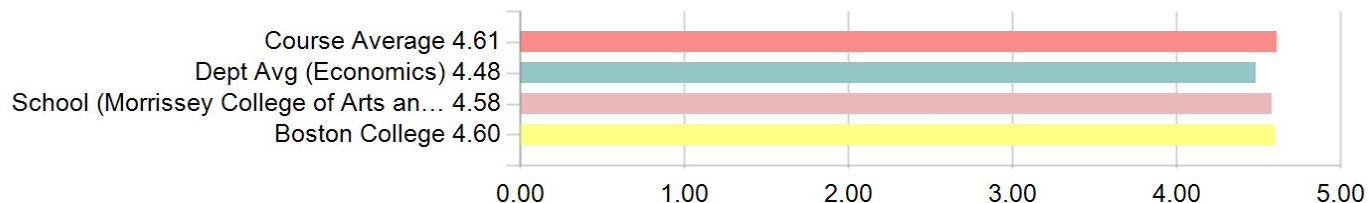


Course Questions for ECON115008_2021S_Discussion Group--Statistics - Benchmarks

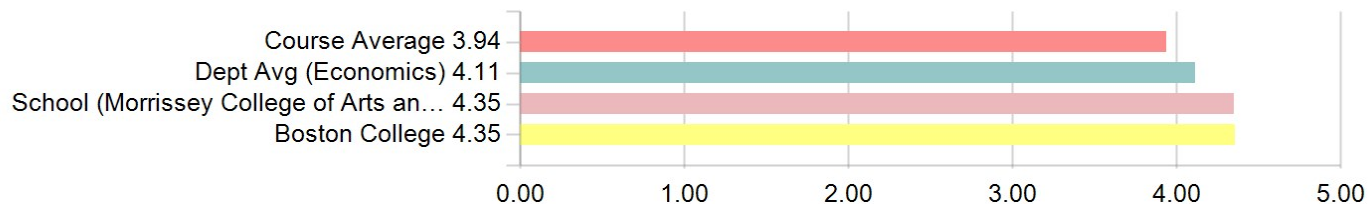
1. The course was well organized.



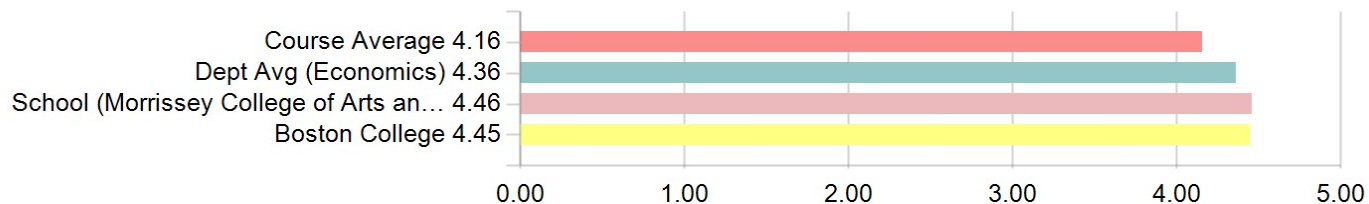
2. The course generally followed the syllabus.



3. Class attendance was necessary for learning course material.

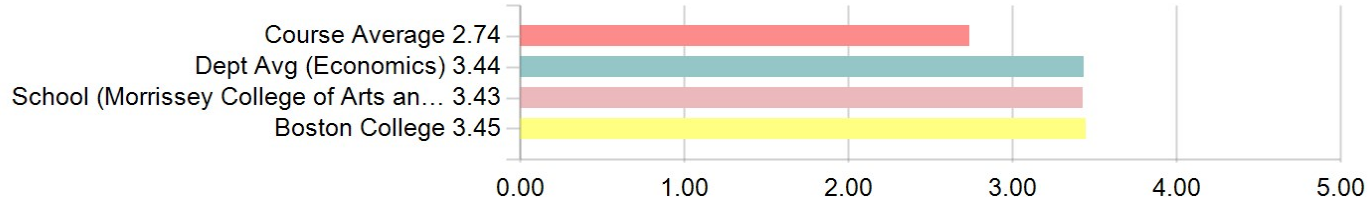


4. The course was intellectually challenging.



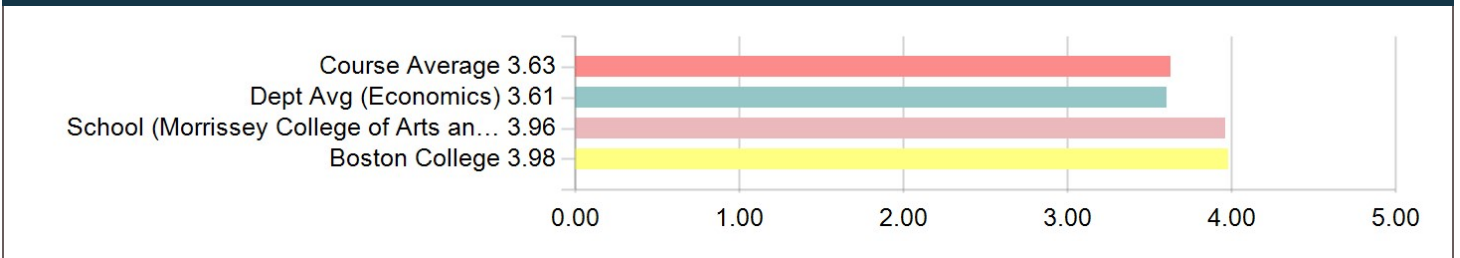
Compare to similar courses (ie core, major, etc.), this course required:

Compared to similar courses (ie core, major, etc), this course required:



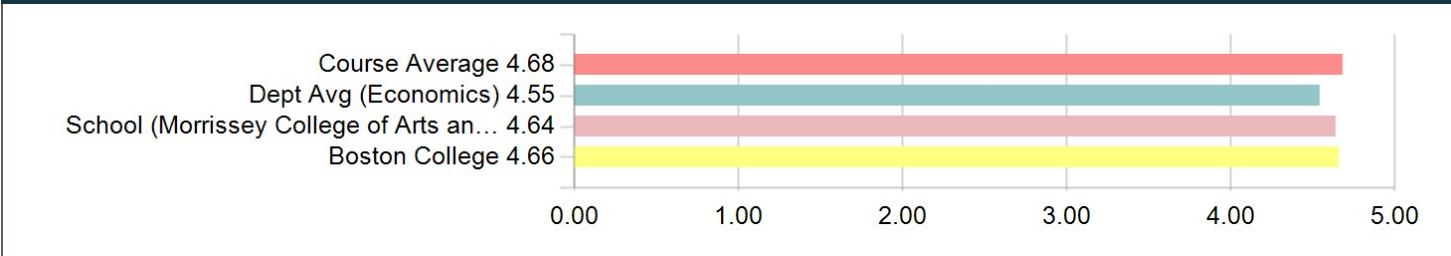
How would you rate this course overall?

How would you rate this course overall?

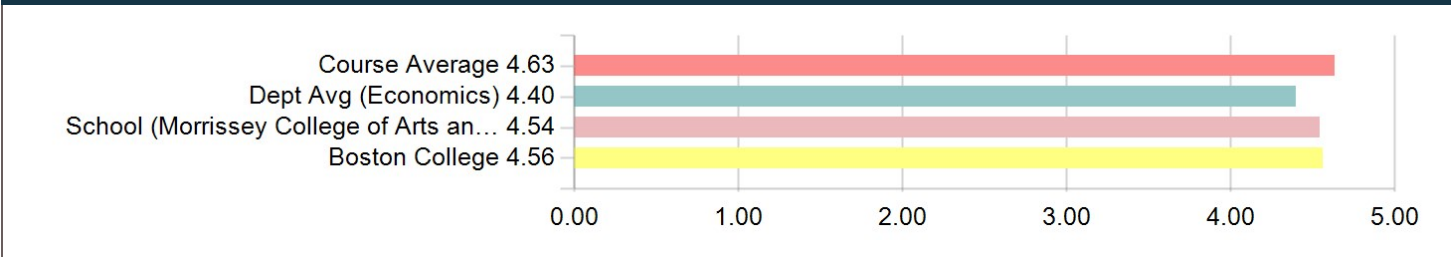


Instructor Questions for (Kritika Goel) - Benchmarks

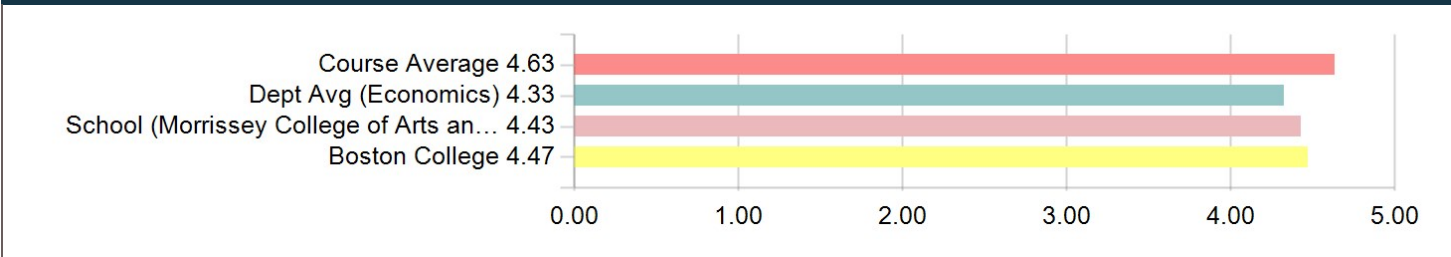
1. The instructor was prepared.



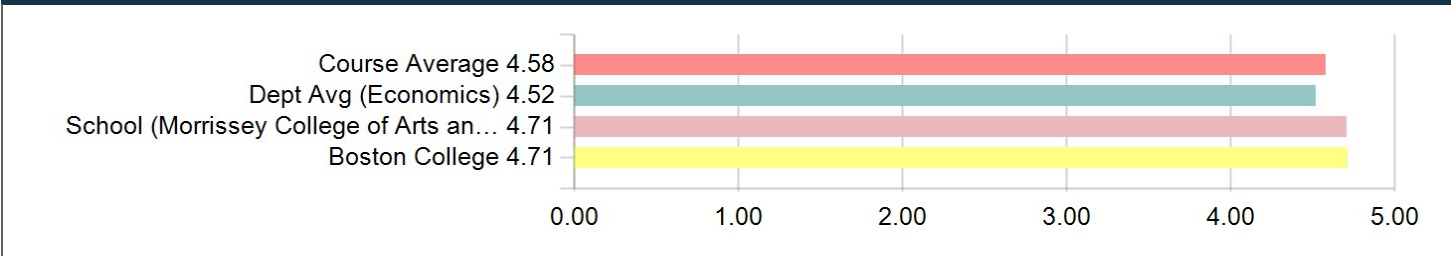
2. The instructor was available for help outside of class.



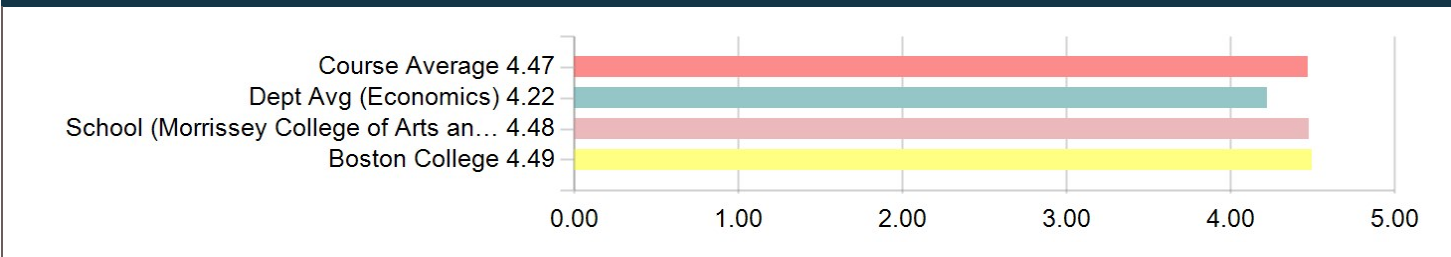
3. The instructor returned assignments/tests conscientiously.



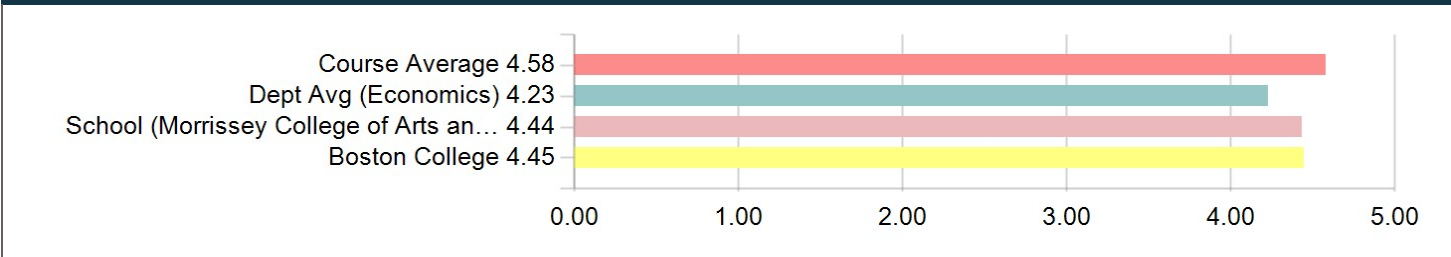
4. The instructor showed enthusiasm about the subject matter.



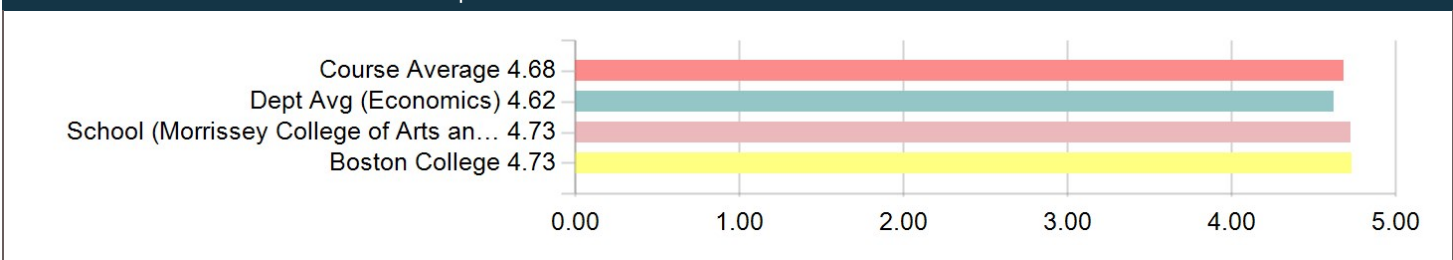
5. The instructor stimulated interest in the subject matter.



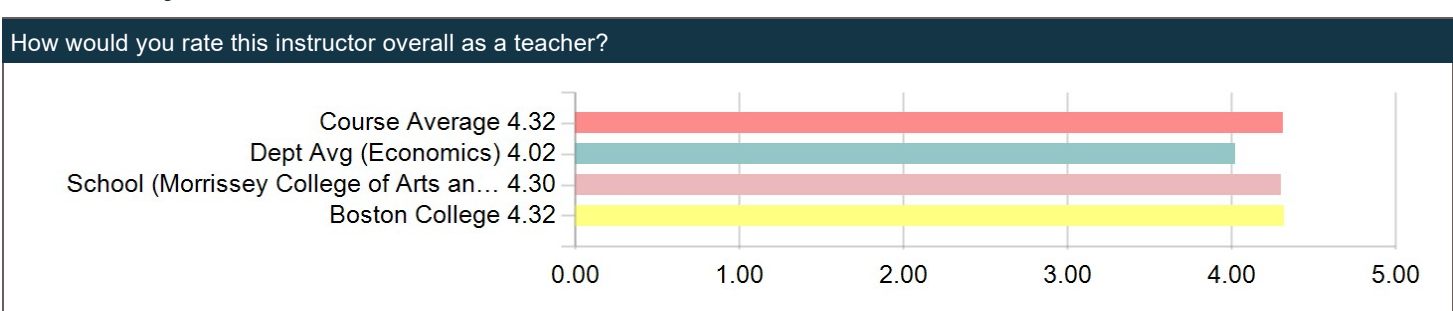
6. The instructor's explanations were clear.



7. The instructor treated students with respect.



How would you rate this instructor overall as a teacher?



Comments for ECON115008_2021S_Discussion Group--Statistics - Kritika Goel

What are the strengths of this course?

Comments
Plenty of time to complete the assignments
I think the class was a bit helpful in understanding some stats comments
I really enjoyed the asynchronous aspect to the course. It allowed us to schedule time freely with our group to work together and made it very easy to watch the lecture videos when convenient. Kritika was always so helpful and always was there for support. The lectures were always clear and easy to follow.
The organization and the teaching.
The video recordings were clear and easy to understand—I genuinely think I learned stata.
Clear
This course did a good job of explaining the material in an understandable way. As someone who was nervous about using software for the lab, I was able to learn the material in an easy and stress-free way. I also like how we had time throughout the semester to work on the final paper so that it wasn't all saved until the end of the semester.
Easy to follow
I feel very well equipped to use STATA, write STATA commands and interpret graphs or tables made from STATA.
Well-organized, easy access to the TA for help

How could the instructor improve the course?

Comments
I think this class was a little pointless to be honest
I think it was already perfect. I truly enjoyed everything about it.
More variety of office hours.
I think there could have been more guidance on the research paper.
Warn us about certain calculation procedures that are not explicitly taught in class.
More examples
Nothing. The course ran very smoothly, expectations were identified and a syllabus was followed logically.
Maybe having some live meetings once in a while instead of just the Panopto recordings

Would you recommend this course to other students, majors, etc.? Why or why not?

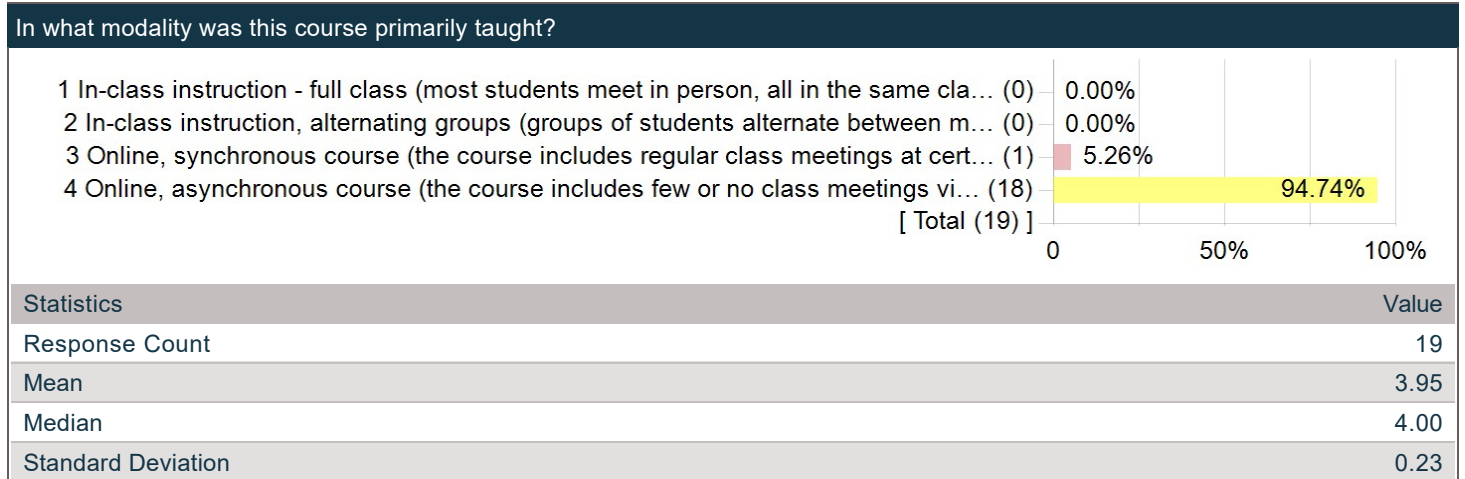
Comments
Yes
It might be a nice introductory course to light coding/programming
Yes because it was a very engaging course and it permitted us to be qualified with STATA skills for the future.
Yes very helpful for major.
Yes. It is a beneficial experience working with a team on research.
Sure, it's an important skill to have
Although it is a requirement, it was beneficial.
Well it was a mandatory pairing with stats so I couldn't really recommend it on its own
I believe that it purely depends on if you are planning on deeper into Economics. It did not appear to have any connection to the content of my actual Statistics course and felt completely independent from it except towards then end of my statistics class where we were expected to be able to read and understand the graphs. However, I feel as though that knowledge needed in my main class could've been covered in a lecture.
Yes— you learn a lot of useful information that can be used in research across fields.

Additional Comments:

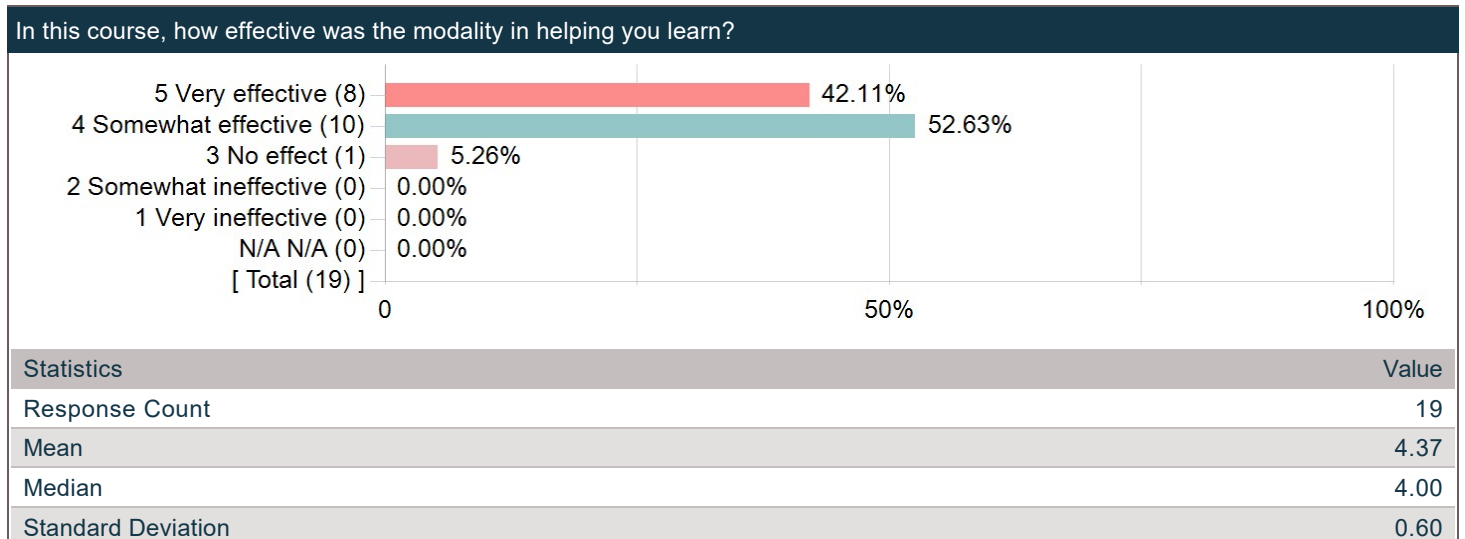
Comments
Thank you for everything, Kritika! I appreciate it!
Cool
N/A

Fall 2020 Questions

In what modality was this course primarily taught?



In this course, how effective was the modality in helping you learn?



Please explain why you think the course modality was effective or ineffective in helping you learn.

Comments
This course's modality was really effective because it was easy to rewatch material and the lectures are very easy to follow. The lectures were very organized and allowed us to learn without any issues. We could watch lectures on our own time and always knew we had a quiz due Wednesday at midnight, which set up a perfect routine for success.
The prerecorded lectures were very helpful
Very effective!
Because it is Stata/technology-based, it was an easy format to watch a screen recording of someone else using Stata. I actually think it is better to do the discussion online this way than in person.
Just watching lectures online may not be the most interesting, but covid so nothing we can do about it.
I was able to learn the material on my own time by rewinding when necessary. As someone who has never used software before, it helped me learn how to use the software at a pace that best fit me.
The video modules and labs were easy to understand
The Asynchronous recordings provided to us by Professor Goel were very helpful and covered absolutely everything we needed to know.
I like the course modality, I just think having one or two zoom meetings would have helped me learn a little bit better in some cases.

Responses to Customized Questions for ECON115008_2021S_Discussion Group--Statistics - Kritika Goel